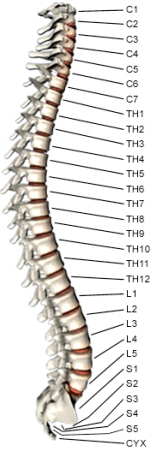
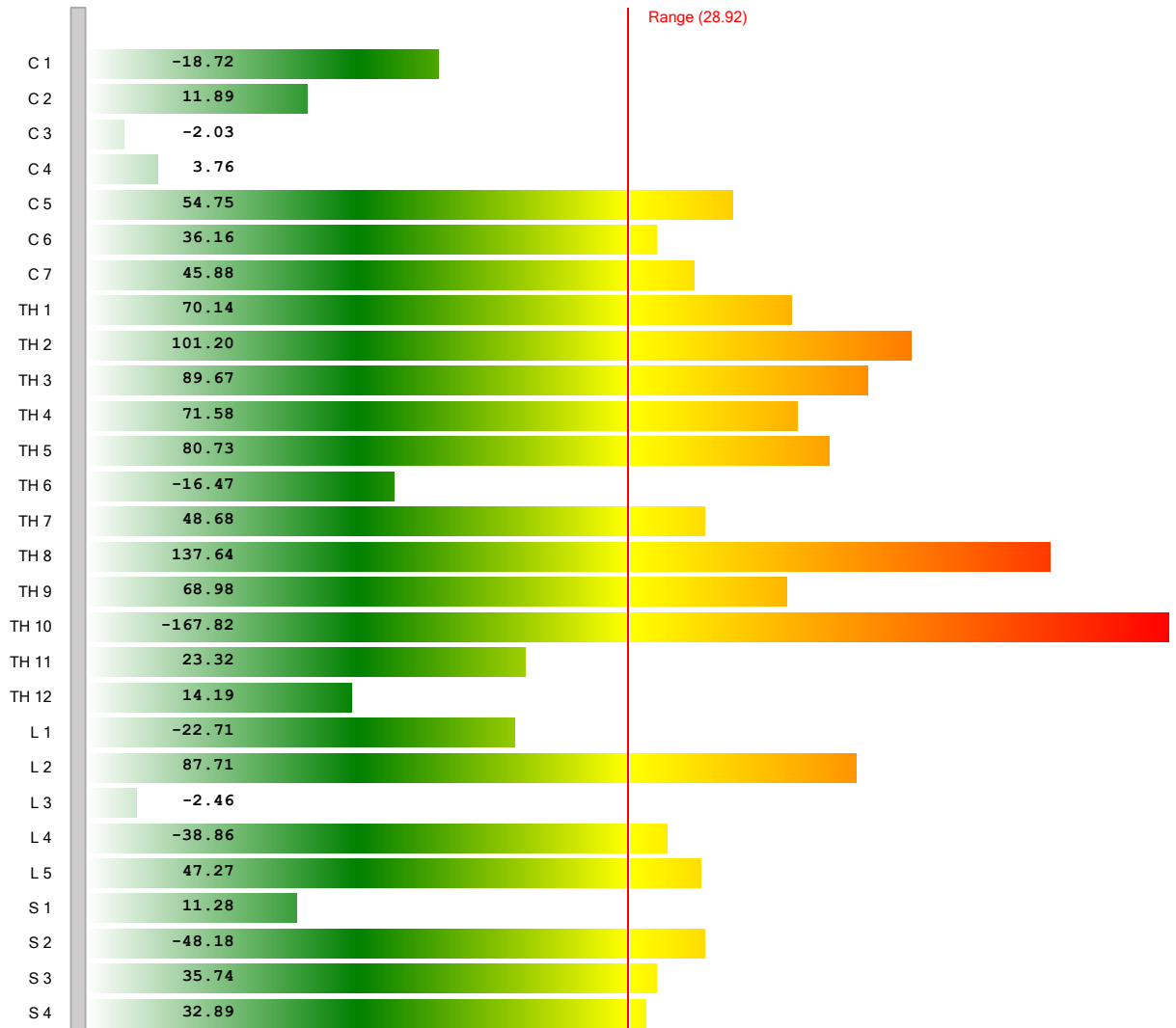


# Vertebrae Vector Report

## VERTEBRAE & VECTORED BIOMARKERS



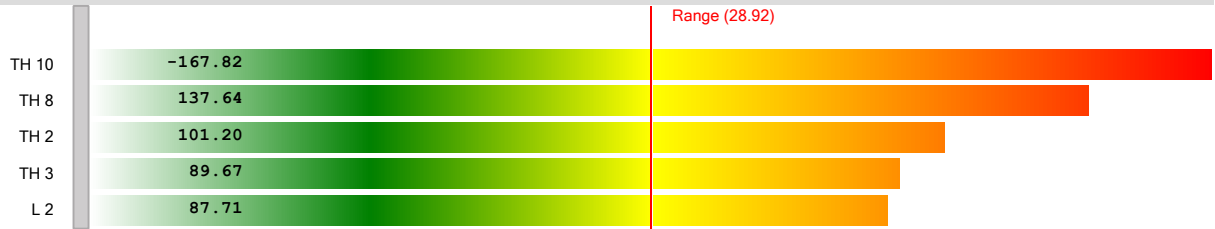
This report displays all vertebrae biomarker responses, followed by your top out-of-range vertebra biomarkers and the dR values of all biomarkers that have a vector relationship to those biomarkers. Any vertebra biomarkers with 0 dR values and their associated vector responses are also displayed. Vectors that show up repeatedly throughout the report may be areas to consider and analyze further.





# VERTEBRAE BIOMARKERS: TOP OUT OF RANGE & ASSOCIATED VECTORS

## Top Out of Range Response Items



## Vector Responses

### L 2

- 50.31 **T 24 / -1**
- 47.12 **T 25 / 1-**
- 45.91 **TCM - Triple Warmer Meridian**
- 43.70 **TCM - Lung Meridian**
- 40.07 **Grief**
- 39.50 **Adrenal Glands**
- 37.89 **T 09 / +1**
- 36.21 **Kidneys**
- 35.89 **T 08 / 1+**
- 30.43 **Urinary Bladder**

### TH 10

- 51.58 **T 27 / 3-**
- 51.43 **Gallbladder**
- 50.05 **T 22 / -3**
- 49.60 **Frustration**
- 45.91 **TCM - Triple Warmer Meridian**
- 43.77 **T 11 / +3**
- 41.33 **TCM - Urinary Bladder Meridian**
- 41.20 **Pituitary Gland**
- 40.07 **Grief**
- 38.72 **T 06 / 3+**
- 38.01 **Spleen**
- 36.21 **Kidneys**
- 35.61 **Fear**
- 35.27 **Liver**

### TH 2

- 49.41 **Thymus**
- 42.61 **TCM - Pericardium Meridian**
- 40.07 **Grief**
- 31.74 **T 13 / +5**
- 30.17 **Lung**

### TH 3

- 55.71 **T 05 / 4+**
- 53.93 **T 30 / 6-**
- 49.41 **Thymus**
- 45.27 **T 19 / -6**
- 43.70 **TCM - Lung Meridian**

42.61 **TCM - Pericardium Meridian**  
-41.20 **Pituitary Gland**  
40.07 **Grief**  
-31.74 **T 13 / +5**  
-30.17 **Lung**

**TH 8**

51.44 **TCM - Spleen Meridian**  
-51.43 **Gallbladder**  
43.32 **Stomach**  
-41.20 **Pituitary Gland**  
39.50 **Adrenal Glands**  
-38.01 **Spleen**  
35.27 **Liver**  
31.61 **TCM - Stomach Meridian**

# VERTEBRAE BIOMARKERS: ALL 0 dR VALUES & ASSOCIATED VECTORS

0 dR Response Items  
Vector Responses